A1

Services information has been referenced from Stage 5 construction information. Setouts and quantities may vary on site.

Fire extinguisher locations are indicative. Awaiting approval of final agreed strategy.

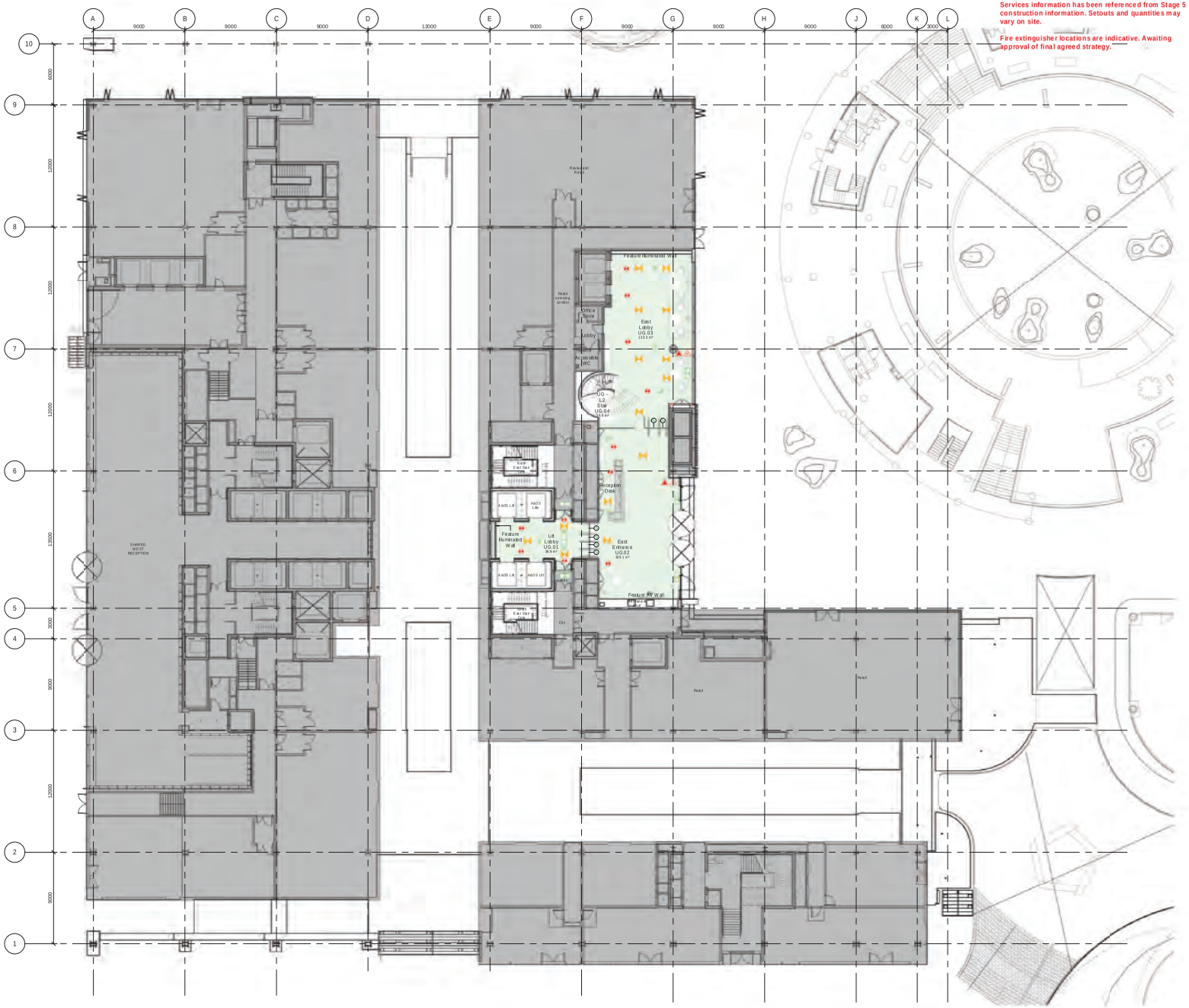

Constraint(s)	Fire		Security	Lighting	Licensing Zones
example	Protection Equipment	Fire Strategy	example	example	example
Extent of building boundary	AFFF Fire Extinguisher	Wheelchair refuge point	CCTV Camera	Area covered by Emergency Lighting	Designated FOH
Extent of staircase(s)	Water Fire Extinguisher	Extent of fire rated internal wall(s)	Security Requirement		Kitchen & Store
	Carbon Dioxide Extinguisher	Smoke Detector			Terraces & Balconies
	Fire Blanket	Fire Alarm Call Point			Toilets
	Emergency exit signage to match base building specification				Out of scope

0 2 4 6 8 10 m

© COPYRIGHT
The copyright in this drawing is vested in Sheppard Robson and no license or assignment of any kind has been, or is, granted to any third party whether by provision of copies or originals or otherwise unless agreed in writing.

DO NOT SCALE FROM THIS DRAWING
The contractor shall check and verify all dimensions on site and report any discrepancies in writing to Sheppard Robson before proceeding work

FOR ELECTRONIC DATA ISSUE
Electronic Data / drawings are issued as "read only" and should not be interrogated for measurement. All dimensions and levels should read, only from those values stated in text on the drawing.

GENERAL NOTES:

AREAS NOT IN SCOPE

BACKGROUND REVIT INFORMATION RECEIVED
1BG-AHMM-XX-XX-M3-A-00001 Architectural Internal Model (10.07.24)
1BG-AHMM-XX-XX-M3-A-00002 Architectural External Envelope (22.04.24)
1BG-AKT-XX-XX-M3-S-00001 Structural Model (31.05.24)
1BG-BLS-ZZ-GO-M3-L-92090 Landscape Model (22.04.24)
1BG-DOR-XX-B1-M3-X-00002 Level B1 Pipework Services Model (13.02.25)
1BG-DOR-XX-B2-M3-X-00001 Level B2 Pipework Services Model (19.02.24)
1BG-DOR-XX-ZZ-M3-X-00003 Level LG-UG Pipework Services Model (19.02.24)
1BG-DOR-XX-ZZ-M3-X-00004 Level 01-12 Pipework Services Model (14.05.24)
1BG-DOR-XX-ZZ-M3-X-00006 Risers 3D Model (14.05.24)
1BG-QCI-ZZ-ZZ-M3-Y-00001 Security Model (17.09.24)
15156 1BG - BWIC condensate and RWPs L1 - L12 (20.12.23)
2BG-BLE-XX-X-X-M3-Y-00001 AV/IT Technology Model (14.07.25)
2BG-CBD-XX-XX-M3-MEP-00001 MEP Model (01.08.25)
2BG-LBU-XX-ZZ-M3-YL-00001 Lighting Model (09.07.25)
2BG-TRI-ZZ-ZZ-M3-Y-0001 Food and Beverage Model (10.03.26)
2967-HTS-ZZ-ZZ-M3-001 Structural Stairs Model (29.07.24)
2BG-SHO-XX-X-X-M3-Y-00001 - P10 (16.01.26)
A & O By Technogym (16.02.26)

BACKGROUND DWG INFORMATION RECEIVED
Basebuild WC's shown are a DWG overlay. Revision date 16.02.24.

REV.	DATE	AMENDMENT
P01	09/04/26	Stage 5 Issue - Alcohol Licensing Plans

KEYPLAN

CLIENT

A&O SHEARMAN

ID:SR

77 Parkway Camden Town London NW1 7PU
T: +44 (0)20 7504 1700 E: enquiries@sheppardrobson.com

PROJECT
Project Barge

SCALE@A1	DATE	ORIGINATOR	CHECKED	AUTHORISED
1 : 200	09/04/26	SR	GJC	CW

General Arrangement
Level UG Plan
Alcohol Licencing

STAGE 5

STATUS	PURPOSE FOR ISSUE	SR NO.
S2	INFORMATION	6947

DRAWING NO.	REV.
2BG - IDSR - XX - UG - DR - I - 20800	P01

Services information has been referenced from Stage 5 construction information. Setouts and quantities may vary on site.

Fire extinguisher locations are indicative. Awaiting approval of final agreed strategy.

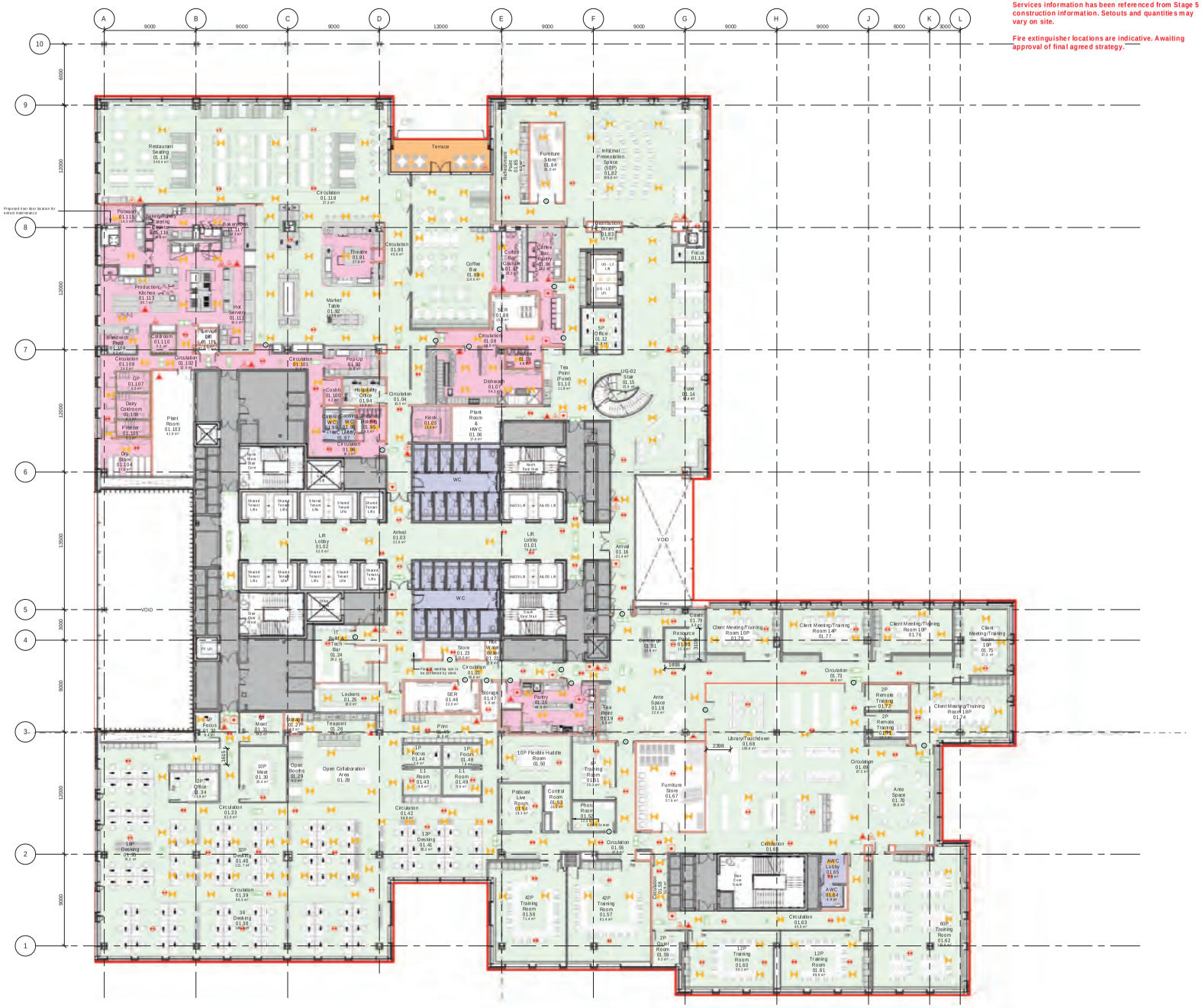
Restaurant Seating 01.118
Terrace
Furniture Store 01.04
Informal Presentation Space (SIPP) 01.02
Circulation 01.118
Theatre 01.91
Market Table 01.92
Coffee Bar 01.09
Coffee Bar Counter 01.07
Coffee Bar Pantry 01.06
Production Kitchen 01.113
Hot Servery 01.112
Sandwich Prep 01.109
Plant Room 01.103
Pop-Up 01.93
Hospitality Office 01.94
Kiosk 01.05
Plant Room & HWC 01.01
Tea Point (Fuse) 01.10
UG-02 Star 01.15
Lift Lobby 01.02
Arrival 01.03
Lift Lobby 01.01
WC
VOID
Client Meeting/Training Room 1P 01.76
Client Meeting/Training Room 1P 01.77
Client Meeting/Training Room 10P 01.78
Client Meeting/Training Room 10P 01.79
Client Meeting/Training Room 1P 01.74
Library/Touchdown 01.68
Circulation 01.73
Circulation 01.69
Ante Space 01.78
Ante Space 01.18
Tea Point 01.19
Pantry 01.20
Store 01.23
Lockers 01.25
Open Collaboration Area 01.28
Open Booths 01.29
Meet 01.30
Meet 01.31
Teapoint 01.26
Podcast Live Room 01.64
Control Room 01.63
10P Flexible Huddle Room 01.50
Furniture Store 01.67
Circulation 01.68
Circulation 01.63
AWC Lobby 01.65
AWC 01.64
42P Training Room 01.56
42P Training Room 01.57
12P Training Room 01.60
12P Training Room 01.61
60P Training Room 01.62
Circulation 01.39
36 Desking 01.38
Circulation 01.33
32P Desking 01.40
18P Desking 01.39
12P Office 01.34
Circulation 01.42
12P Desking 01.41
Circulation 01.55
Circulation 01.08
Circulation 01.04
Circulation 01.01
Circulation 01.102
Circulation 01.108
Circulation 01.90
Circulation 01.09
Circulation 01.96
Circulation 01.97
Circulation 01.98
Circulation 01.99
Circulation 01.100
Circulation 01.95
Circulation 01.94
Circulation 01.93
Circulation 01.92
Circulation 01.91
Circulation 01.23
Circulation 01.22
Circulation 01.21
Circulation 01.20
Circulation 01.19
Circulation 01.18
Circulation 01.17
Circulation 01.16
Circulation 01.15
Circulation 01.14
Circulation 01.13
Circulation 01.12
Circulation 01.11
Circulation 01.10
Circulation 01.07
Circulation 01.06
Circulation 01.05
Circulation 01.03
Circulation 01.02
Circulation 01.01
Circulation 01.00
Circulation 01.99
Circulation 01.98
Circulation 01.97
Circulation 01.96
Circulation 01.95
Circulation 01.94
Circulation 01.93
Circulation 01.92
Circulation 01.91
Circulation 01.90
Circulation 01.89
Circulation 01.88
Circulation 01.87
Circulation 01.86
Circulation 01.85
Circulation 01.84
Circulation 01.83
Circulation 01.82
Circulation 01.81
Circulation 01.80
Circulation 01.79
Circulation 01.78
Circulation 01.77
Circulation 01.76
Circulation 01.75
Circulation 01.74
Circulation 01.73
Circulation 01.72
Circulation 01.71
Circulation 01.70
Circulation 01.69
Circulation 01.68
Circulation 01.67
Circulation 01.66
Circulation 01.65
Circulation 01.64
Circulation 01.63
Circulation 01.62
Circulation 01.61
Circulation 01.60
Circulation 01.59
Circulation 01.58
Circulation 01.57
Circulation 01.56
Circulation 01.55
Circulation 01.54
Circulation 01.53
Circulation 01.52
Circulation 01.51
Circulation 01.50
Circulation 01.49
Circulation 01.48
Circulation 01.47
Circulation 01.46
Circulation 01.45
Circulation 01.44
Circulation 01.43
Circulation 01.42
Circulation 01.41
Circulation 01.40
Circulation 01.39
Circulation 01.38
Circulation 01.37
Circulation 01.36
Circulation 01.35
Circulation 01.34
Circulation 01.33
Circulation 01.32
Circulation 01.31
Circulation 01.30
Circulation 01.29
Circulation 01.28
Circulation 01.27
Circulation 01.26
Circulation 01.25
Circulation 01.24
Circulation 01.23
Circulation 01.22
Circulation 01.21
Circulation 01.20
Circulation 01.19
Circulation 01.18
Circulation 01.17
Circulation 01.16
Circulation 01.15
Circulation 01.14
Circulation 01.13
Circulation 01.12
Circulation 01.11
Circulation 01.10
Circulation 01.09
Circulation 01.08
Circulation 01.07
Circulation 01.06
Circulation 01.05
Circulation 01.04

A1

Services information has been referenced from Stage 5 construction information. Setouts and quantities may vary on site.

Fire extinguisher locations are indicative. Awaiting approval of final agreed strategy.

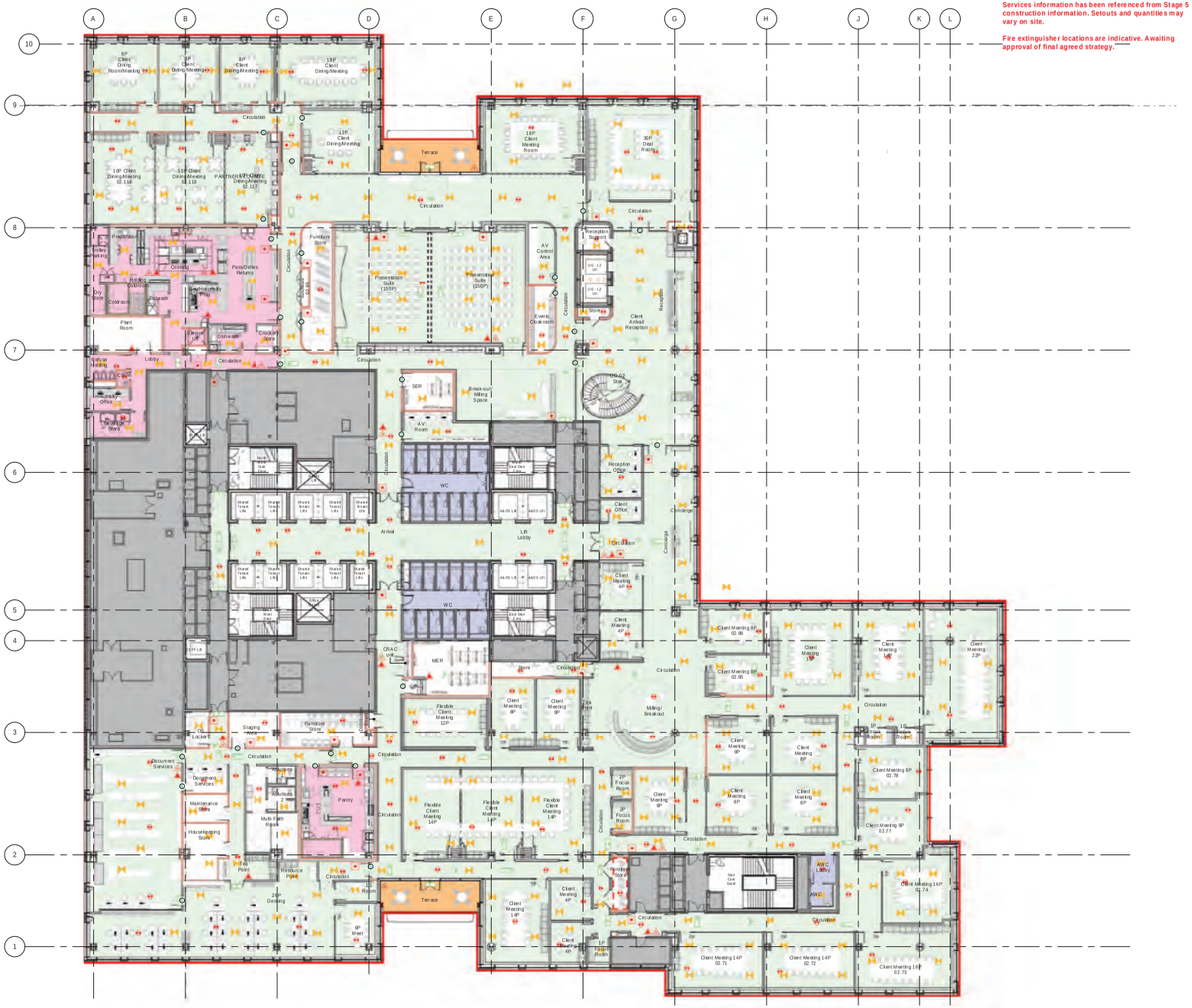

Constraint(s)	Fire		Security	Lighting	Licensing Zones
example	Protection Equipment	Fire Strategy	example	example	example
Extent of building boundary	AFFF Fire Extinguisher	Wheelchair refuge point	CCTV Camera	Area covered by Emergency Lighting	Designated FOH
Extent of staircase(s)	Water Fire Extinguisher	Extent of fire rated internal wall(s)	Security Requirement		Kitchen & Store
	Carbon Dioxide Extinguisher	Smoke Detector			Terraces & Balconies
	Fire Blanket	Fire Alarm Call Point			Toilets
	Emergency exit signage to match base building specification				Out of scope

0 2 4 6 8 10 m

© COPYRIGHT
The copyright in this drawing is vested in Sheppard Robson and no license or assignment of any kind has been, or is, granted to any third party whether by provision of copies or originals or otherwise unless agreed in writing.

DO NOT SCALE FROM THIS DRAWING
The contractor shall check and verify all dimensions on site and report any discrepancies in writing to Sheppard Robson before proceeding work

FOR ELECTRONIC DATA ISSUE
Electronic Data / drawings are issued as "read only" and should not be interrogated for measurement. All dimensions and levels should read, only from those values stated in text on the drawing.

GENERAL NOTES:

AREAS NOT IN SCOPE

BACKGROUND REVIT INFORMATION RECEIVED
1BG-AHMM-XX-XX-M3-A-00001 Architectural Internal Model (10.07.24)
1BG-AHMM-XX-XX-M3-A-00002 Architectural External Envelope (22.04.24)
1BG-AKT-XX-XX-M3-S-00001 Structural Model (31.05.24)
1BG-BLS-ZZ-GO-M3-L-92090 Landscape Model (22.04.24)
1BG-DOR-XX-B1-M3-X-00002 Level B1 Pipework Services Model (13.02.25)
1BG-DOR-XX-B2-M3-X-00001 Level B2 Pipework Services Model (19.02.24)
1BG-DOR-XX-ZZ-M3-X-00003 Level LG-UG Pipework Services Model (19.02.24)
1BG-DOR-XX-ZZ-M3-X-00004 Level 01-12 Pipework Services Model (14.05.24)
1BG-DOR-XX-ZZ-M3-X-00006 Risers 3D Model (14.05.24)
1BG-QCI-ZZ-ZZ-M3-Y-00001 Security Model (17.09.24)
15156 1BG - BWIC condensate and RWPs L1 - L12 (20.12.23)
2BG-BLE-XX-X-X-M3-Y-00001 AV/IT Technology Model (14.07.25)
2BG-CBD-XX-XX-M3-MEP-00001 MEP Model (01.08.25)
2BG-LBU-XX-ZZ-M3-YL-00001 Lighting Model (09.07.25)
2BG-TRI-ZZ-ZZ-M3-Y-0001 Food and Beverage Model (10.03.26)
2967-HTS-ZZ-ZZ-M3-001 Structural Stairs Model (29.07.24)
2BG-SHO-XX-X-X-M3-Y-00001 - P10 (16.01.26)
A & O By Technogym (16.02.26)

BACKGROUND DWG INFORMATION RECEIVED
Basebuild WC's shown are a DWG overlay. Revision date 16.02.24.

REV.	DATE	AMENDMENT
P01	09/04/26	Stage 5 Issue - Alcohol Licensing Plans

KEYPLAN

CLIENT

A&O SHEARMAN

ID:SR

77 Parkway Camden Town London NW1 7PU
T: +44 (0)20 7504 1700 E: enquiries@sheppardrobson.com

PROJECT
Project Barge

SCALE@A1	DATE	ORIGINATOR	CHECKED	AUTHORISED
1 : 200	09/04/26	SR	GJC	CW

General Arrangement
Level 02 Plan
Alcohol Licencing

STAGE 5

STATUS	PURPOSE FOR ISSUE	SR NO.
S2	FOR INFORMATION	6947

DRAWING NO.	REV.
2BG · IDSR · XX · 02 · DR · I · 20802	P01

Services information has been referenced from Stage 5 construction information. Setouts and quantities may vary on site.

Fire extinguisher locations are indicative. Awaiting approval of final agreed strategy.

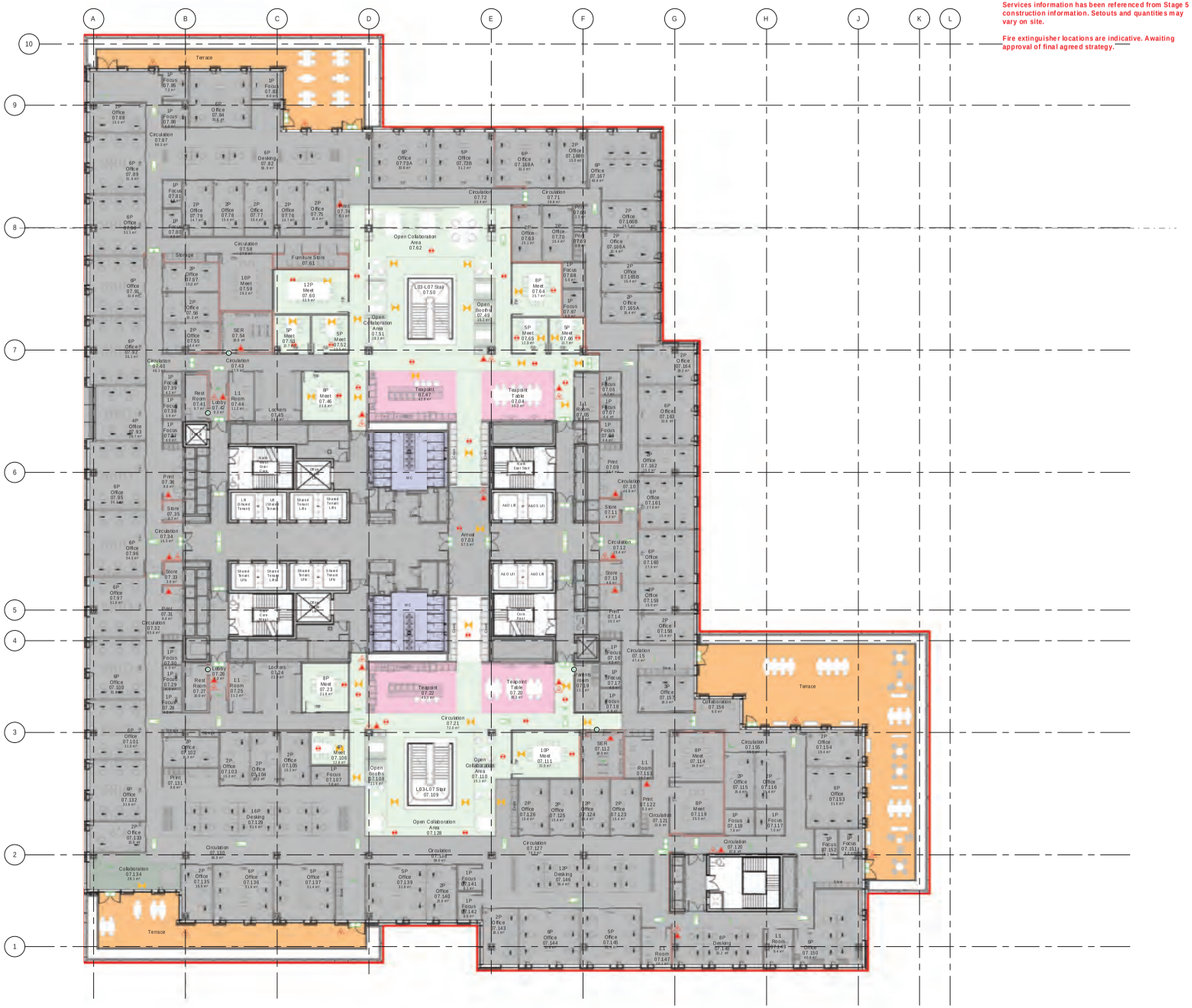

Constraint(s) | Fire | Security | Lighting | Licensing Zones

example
Extent of building boundary
UP Extent of staircase(s)

Protection Equipment
AFFF Fire Extinguisher
Water Fire Extinguisher
Carbon Dioxide Extinguisher
Fire Blanket
Emergency exit signage to match base building specification

Fire Strategy
Wheelchair refuge point
Extent of fire rated internal wall(s)
Smoke Detector
Fire Alarm Call Point

example
CCTV Camera
Security Requirement

example
Area covered by Emergency Lighting

example
Designated FOH
Kitchen & Store
Terraces & Balconies
Toilets
Out of scope

0 2 4 6 8 10 m

A1

© COPYRIGHT
The copyright in this drawing is vested in Sheppard Robson and no license or assignment of any kind has been, or is, granted to any third party whether by provision of copies or originals or otherwise unless agreed in writing.

DO NOT SCALE FROM THIS DRAWING
The contractor shall check and verify all dimensions on site and report any discrepancies in writing to Sheppard Robson before proceeding work

FOR ELECTRONIC DATA ISSUE
Electronic Data / drawings are issued as "read only" and should not be interrogated for measurement. All dimensions and levels should read, only from those values stated in text on the drawing.

GENERAL NOTES:
AREAS NOT IN SCOPE

BACKGROUND REVIT INFORMATION RECEIVED
1BG-AHMM-XX-XX-M3-A-00001 Architectural Internal Model (10.07.24)
1BG-AHMM-XX-XX-M3-A-00002 Architectural External Envelope (22.04.24)
1BG-AKT-XX-XX-M3-S-00001 Structural Model (31.05.24)
1BG-BLS-ZZ-GO-M3-L-920190 Landscape Model (22.04.24)
1BG-DOR-XX-B1-M3-X-00002 Level B1 Pipework Services Model (13.02.25)
1BG-DOR-XX-B2-M3-X-00001 Level B2 Pipework Services Model (19.02.24)
1BG-DOR-XX-ZZ-M3-X-00003 Level LG-UG Pipework Services Model (19.02.24)
1BG-DOR-XX-ZZ-M3-X-00004 Level 01-12 Pipework Services Model (14.05.24)
1BG-DOR-XX-ZZ-M3-X-00006 Risers 3D Model (14.05.24)
1BG-QCI-ZZ-ZZ-M3-Y-00001 Security Model (17.09.24)
15156 1BG - BWIC condensate and RWPs L1 - L12 (20.12.23)
2BG-BLE-XX-X-X-M3-Y-00001 AV/IT Technology Model (14.07.25)
2BG-CBD-XX-XX-M3-MEP-00001 MEP Model (01.08.25)
2BG-LBU-XX-ZZ-M3-YL-00001 Lighting Model (09.07.25)
2BG-TRI-ZZ-ZZ-M3-Y-0001 Food and Beverage Model (10.03.26)
2967-HTS-ZZ-ZZ-M3-001 Structural Stairs Model (29.07.24)
2BG-SHO-XX-X-X-M3-Y-00001 - P10 (16.01.26)
A & O By Technogym (16.02.26)

BACKGROUND DWG INFORMATION RECEIVED
Basebuild WC's shown are a DWG overlay. Revision date 16.02.24.

REV.	DATE	AMENDMENT
P01	09/04/26	Stage 5 Issue - Alcohol Licensing Plans

KEYPLAN

CLIENT
A&O SHEARMAN

ID:SR

77 Parkway Camden Town London NW1 7PU
T: +44 (0)20 7504 1700 E: enquiries@sheppardrobson.com

PROJECT
Project Barge

SCALE@A1	DATE	ORIGINATOR	CHECKED	AUTHORISED
1 : 200	09/04/26	SR	GJC	CW

General Arrangement
Level 07 Plan
Alcohol Licencing

STAGE 5

STATUS	PURPOSE FOR ISSUE	SR NO.
S2	INFORMATION	6947

DRAWING NO.	REV.
2BG · IDSR · XX · 07 · DR · I · 20807	P01