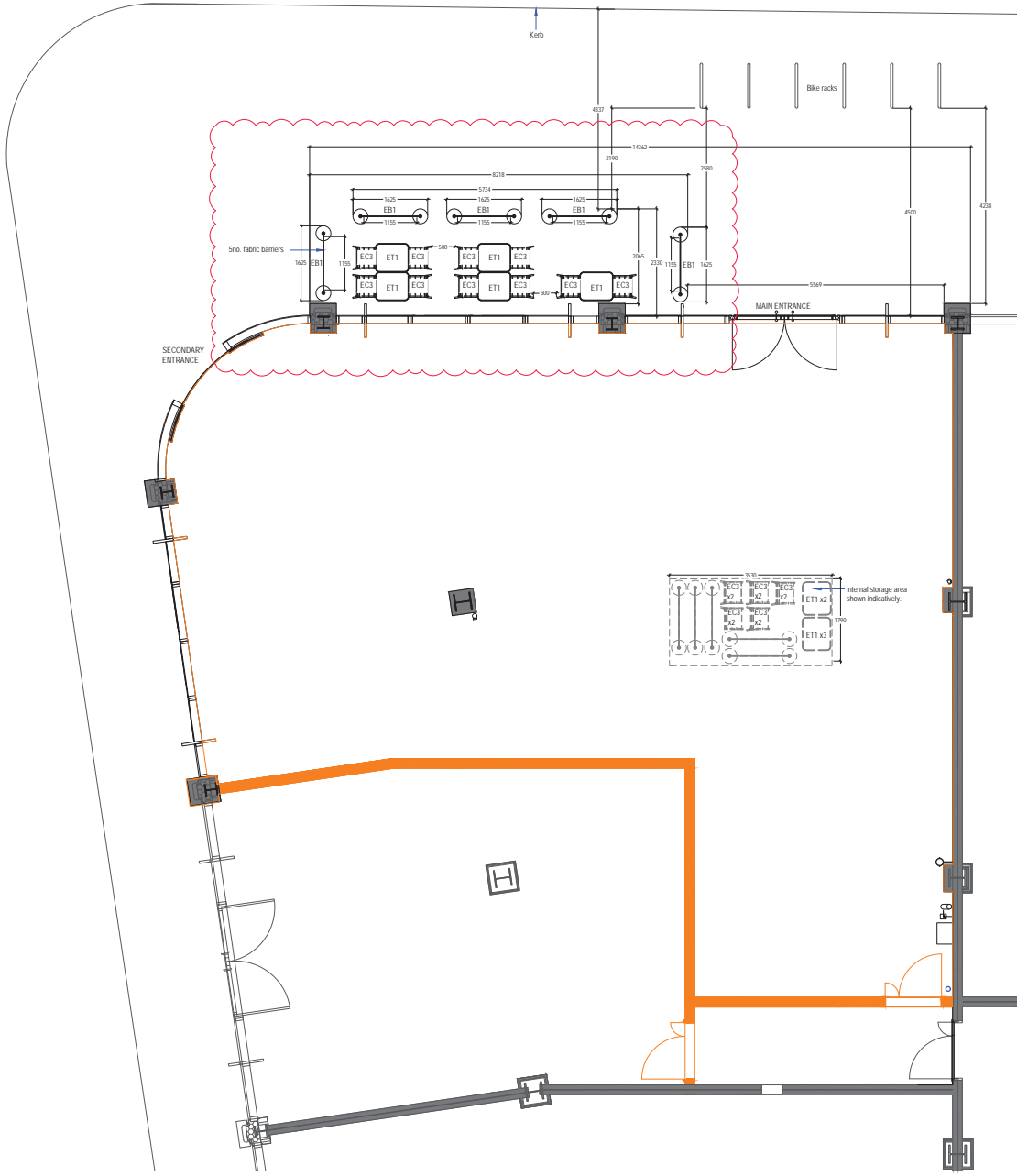


This drawing is the copyright of Steel Ede Associates Limited. Do not scale from drawings. All dimensions and levels to be checked on site prior to commencement of work or manufacture of items. Notify SEA of any discrepancies. This drawing to be used in conjunction with specifications, specialist drawings and any bill of quantities. The Contractor is to comply with all relevant statutory legislation whether or not specifically stated on these drawings.

**DRAWING PACKAGE TO BE READ ALONG WITH LATEST OLE & STEEN DESIGN MANUAL & CLICK A COLLECT MANUAL & FURNITURE & ACCESSORY MANUAL.**



<b>ET1</b> Steel coated Table	QTY <b>05</b>	<b>EC3</b> Ocean Chair	QTY <b>10</b>	<b>EB1</b> External Barrier	QTY <b>05</b>
					
DIMENSIONS: W X D X H 750 X 650 X 730 cm		DIMENSIONS: W X D X H 650 X 650 X 81 cm			

**INTERNAL STORAGE AREA**

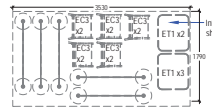
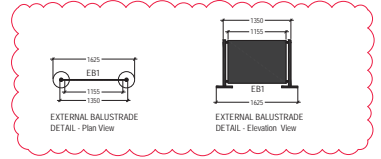
For when store is not trading.

COVERS	
EXTERNAL	10

LAYOUT DRAWN SUBJECT TO THE FOLLOWING AGREEMENT WITH LOCAL AUTHORITY

ET1 Steel Coated Tables to be stacked in 1no. set of x2 & 1no. set of 3

EC3 Steel Coated Chairs to be stacked in sets of 2



SCALE BAR SCALE 1:50

**SEA DESIGN GROUP**  
Client  
**OLE & STEEN**  
LASKAREHUSET

Project  
60 London Wall  
London, EC2M 5TQ

Drawing Title  
External Seating Layout

Scheme

Scale: 1:50@A1 Date: 04.10.22

Proj No: 221370/ESL Rev: C

Proj By: JL Check: MS

Revisions:  
By: A. Updated to suit client comments. E11 09.06.26  
B. Updated to suit existing external seating. E11 17.06.26  
C. External balustrade detail included NW 25.06.26

SEA DESIGN GROUP Ltd 100 Princes Street, Edinburgh, Midlothian, CV9 2FD UK  
Email: info@sea-designgroup.com Telephone: +44 (0)131 664440